

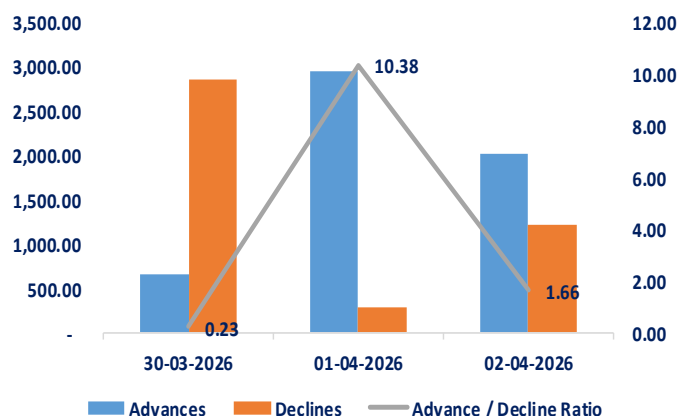
Date	Nifty	Sensex	Gold \$*	Silver \$*
27-03-2026	22,819.60	73,583.22	4,413.09	68.19
02-04-2026	22,713.10	73,319.55	4,620.66	70.86
Weekly Price % Change	-0.47%	-0.36%	4.70%	3.91%

* Prices as of 4:20 PM - 02nd April 2026

Volume Shockers (02/04/2026)

NSE Symbol	Volume	LTP	% Change
LATENTVIEW	64347989	313.40	19.98
WEL	52952731	81.50	0.90
CONFIPET	49374661	52.83	19.99
GANECOS	20064534	1105.00	8.10
VMART	18304855	533.30	10.37
TATACHEM	10670999	645.30	6.35
OMNI	5547447	281.00	3.02
STERTOOLS	1639152	205.00	13.22
BSHSL	1319157	87.40	19.99
TCI	1015316	1014.75	9.22

Weekly Advances/Declines



Top Gainers/Losers

NIFTY

Company Name	Close(02-04-2026)	Close(27-03-2026)	% Gains	Company Name	Close(02-04-2026)	Close(27-03-2026)	% Loss
HINDALCO	919.95	865.00	6.35%	HDFCLIFE	565.00	610.90	-7.51%
BEL	421.60	405.95	3.86%	SUNPHARMA	1692.00	1794.00	-5.69%
TECHM	1439.00	1386.70	3.77%	DRREDDY	1214.00	1281.10	-5.24%
TRENT	3532.90	3405.00	3.76%	NTPC	358.90	376.50	-4.67%
ADANI PORTS	1380.00	1339.90	2.99%	ULTRACEMCO	10600.00	11100.00	-4.50%

NIFTY Mid-Cap

Company Name	Close(02-04-2026)	Close(27-03-2026)	% Gains	Company Name	Close(02-04-2026)	Close(27-03-2026)	% Loss
PERSISTENT	5,225.90	4889.1	6.9%	ASHOKLEY	148.4	163.16	-9.0%
COFORGE	1,207.40	1142	5.7%	MFSL	1,462.90	1550	-5.6%
MPHASIS	2,201.50	2112	4.2%	SBICARD	639.8	674.1	-5.1%
LAURUSLABS	1,047.00	1008	3.9%	APLAPOLLO	1,907.00	1998	-4.6%
NYKAA	247.29	239.05	3.4%	HINDPETRO	326.35	340.25	-4.1%

NIFTY Small-Cap

Company Name	Close(02-04-2026)	Close(27-03-2026)	% Gains	Company Name	Close(02-04-2026)	Close(27-03-2026)	% Loss
TATACHEM	645.3	603.95	6.8%	PIRAMALFIN	1,745.00	1920	-9.1%
WOCKPHARMA	1,268.90	1187.6	6.8%	KARURVYSYA	273.45	294.35	-7.1%
ANANDRATHI	3,200.10	3,015.00	6.1%	PGEL	455.2	487	-6.5%
RPOWER	22.68	21.45	5.7%	AMBER	6,272.50	6578.5	-4.7%
NATCOPHARM	1,024.00	978	4.7%	SYNGENE	393.1	410.5	-4.2%

NIFTY Sectoral Indices

Sectoral Indices	Close(02-04-2026)	Close(27-03-2026)	% Gains	Sectoral Indices	Close(02-04-2026)	Close(27-03-2026)	% Loss
NIFTY IT	30,441.45	29,541.65	3.05%	NIFTY HEALTHCARE INDEX	13,934.35	14,433.55	-3.46%
NIFTY METAL	11,456.60	11,161.65	2.64%	NIFTY PHARMA	21,808.40	22,565.60	-3.36%
NIFTY MIDS SMALL IT & TELECOM	8,176.35	7,984.85	2.40%	NIFTY500 HEALTHCARE	17,641.40	18,144.70	-2.77%
NIFTY MEDIA	1,303.35	1,294.20	0.71%	NIFTY FINANCIAL SERVICES EX-BANK	27,613.35	28,072.75	-1.64%
NIFTY CHEMICALS	25,578.50	25,498.80	0.31%	NIFTY CONSUMER DURABLES	33,345.00	33,898.30	-1.63%

Weekly Pivot Table

Sr.no	Indices	Close(02-04-2026)	R2	R1	PP	S1	S2
1	NIFTY50	22,713.10	23,371.07	22,991.69	22,612.32	22,232.94	21,853.57
2	NIFTY NEXT 50	61,957.60	64,024.80	62,734.23	61,443.65	60,153.08	58,862.50
3	NIFTY BANK	51,548.75	53,247.48	52,211.98	51,176.48	50,140.98	49,105.48
4	NIFTY FINANCIAL SERVICES	24,041.55	24,798.08	24,347.48	23,896.88	23,446.28	22,995.68
5	NIFTY MIDCAP SELECT	12,394.55	12,939.72	12,648.19	12,356.67	12,065.14	11,773.62
6	SENSEX	73,319.55	75,362.08	74,152.70	72,943.31	71,733.93	70,524.54

Major Events of the Week



- **India:** India's industrial production growth accelerated to 5.2% YoY in February 2026, surpassing market expectations of 4.2%. The expansion was driven by a strong 6% rise in manufacturing output.
- **Japan:** Retail sales in Japan fell 0.2% yoy in February 2026, missing market expectations. The latest result highlighted pressures from rising costs. Turnover declined in fuel, non-store sales, clothing and personal goods. In contrast, gains were recorded in other retail goods, automobiles, pharmaceuticals and cosmetics, machinery and equipment, etc.
- **UK:** The UK's current account deficit widened to £18.4 billion in the fourth quarter of 2025. The primary income deficit increased, as payments to foreign investors rose by £2.6 billion, outpacing the £0.7 billion increase in receipts. In addition, the goods trade deficit expanded to a record £65.5 billion, whereas the services surplus decreased slightly to £53.3 billion.
- **US:** Job openings in the US fell by 358,000 to 6.882 million in February 2026. Job openings decreased in accommodation and food services and in mining and logging. Meanwhile, hires decreased to 4.8 million, quits (3.0 million) were little changed while layoffs and discharges (1.7 million) remained unchanged.
- **US Crude Inventory:** US crude oil inventories rose by 10.263 million barrels in the week ended March 27th. Meanwhile gasoline inventories fell by 3.209 million barrels. Distillate stockpiles which include diesel and heating oil decreased by 1.04 million barrels.
- **China:** The RatingDog China General Manufacturing PMI fell to 50.8 in March 2026, signaling a slowdown in factory expansion. Backlogs increased as demand outpaced production. Input price inflation surged to its highest since March 2022, while output price inflation hit a four-year peak, driven by rising energy costs amid Middle East tensions.

Weekly Global Economic Calendar




Weekly Global Economic Calendar

(06th April 2026 to 10th April 2026)

MON APRIL 06

-  **INDIA** : 10:30 AM; HSBC Composite/Services PMI Final MAR
-  **US** : 07:30 PM; ISM Services PMI MAR

TUE APRIL 07

-  **JAPAN** : 05:00 AM; Household Spending FEB
10:30 AM; Coincident Index Prel FEB
-  **US** : 06:00 PM; Durable Goods Orders MoM FEB
-  **UK** : 02:00 PM; S&P Global Composite/Services PMI Final MAR

WED APRIL 08

-  **INDIA** : 10:00 AM; RBI Interest Rate Decision
-  **JAPAN** : 05:20 AM; Current Account FEB
-  **US** : 02:00 AM; API Crude Oil Stock Change APR/03
08:00 PM; EIA Crude Oil/Gasoline Stocks Change APR/03
11:30 PM; FOMC Minutes
-  **UK** : 11:30 AM; Halifax House Price Index MAR
02:00 PM; S&P Global Construction PMI MAR

THU APRIL 09

-  **JAPAN** : 10:30 AM; Consumer Confidence MAR
-  **US** : 06:00 PM; Core PCE Price Index MoM FEB
06:00 PM; GDP Growth Rate QoQ Final Q4
06:00 PM; Personal Income/Spending MoM FEB
06:00 PM; Initial Jobless Claims APR/04
-  **UK** : 04:31 AM; RICS House Price Balance MAR

FRI APRIL 10

-  **INDIA** : 05:00 PM; Foreign Exchange Reserves APR/03
-  **CHINA** : 07:00 AM; Inflation Rate MAR
-  **US** : 06:00 PM; Inflation Rate MAR
06:00 PM; Core Inflation Rate MAR
07:30 PM; Michigan Consumer Sentiment Prel APR

Timings in IST Disclaimer: The above mentioned data/ information have ensured the high quality and accuracy of the content of the SSL Global Economic Calendar. Users may carry out due diligence before using any data/information herein, Stockholding Services Ltd (SSL) will not be responsible for any discrepancies/disputes arising out of such use.

